



ᓄᓇᓂᓄᓂ ᓂᓄᓂᓄᓂᓄᓂᓄᓂᓄᓂ
Nunavummit Kiglisiniartiit
Nunavut Bureau of Statistics

Housing Data from the
2001 Nunavut Household Survey

presented to 'Building Connections in Nunavut'
Iqaluit, September 24, 2002

1



Overview of Presentation

- Introduction
- Overview of Nunavut's housing stock
- What Nunavummiut think about the dwellings they live in
- Demographic notes

2



Overview of Presentation

- Introduction
- Overview of Nunavut's housing stock
- What Nunavummiut think about the dwellings they live in
- Demographic notes

3



Where We Get Our Data From

- Statistics Canada
 - Advantages: Usually (but not always!) free, national comparability
 - Disadvantages: Little control over content
- Surveys we conduct (example: Nunavut Household Survey)
 - Advantages: Total control over content, ability to partner
 - Disadvantages: Labour intensive, and expensive
- GN departments
 - Example: School enrolment data from the Dep't of Education
- Other organizations in Nunavut
 - Example: Nunavut Wildlife Harvest Survey data from the Nunavut Wildlife Management Board

4



2001 Nunavut Household Survey (NuHS)

- An omnibus household survey conducted spring 2001 in all Nunavut communities except Kimmirut (and Nanisivik)
- Very rich data: 5,816 personal interviews of Inuit and non-Inuit adults (persons aged 15+) – approximately 35% of the population – in 2,383 households
- Subjects covered in the survey include labour force participation, educational attainment, housing conditions, language use, residence and mobility history, internet use, public opinion questions, and more

5



The 2001 NuHS and the 2001 Census

- The NuHS is a survey of **people**
- We can therefore tell you what Nunavummiut told us about what they think of their dwellings
- The NuHS also collected data about dwellings
- The 2001 Census will provide us with more comprehensive data on dwellings in Nunavut
 - Data on dwellings to be released October 22
- Between NHC administrative data, Census data and NuHS data... we'll soon have a lot of fresh, high-quality data!

6



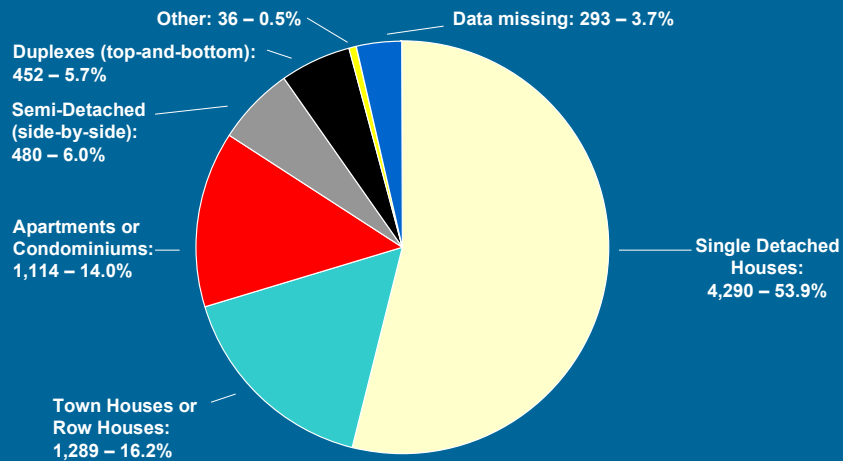
Overview of Presentation

- Introduction
- Overview of Nunavut's housing stock
- What Nunavummiut think about the dwellings they live in
- Demographic notes

7



Dwellings by Type

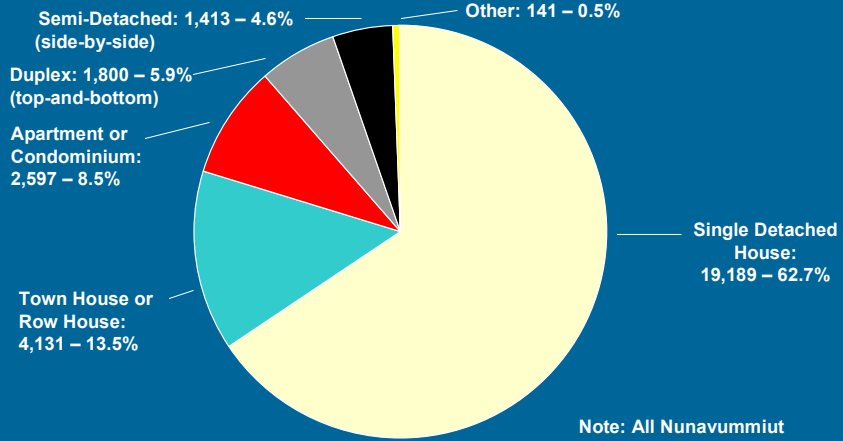


8

source: 2001 Nunavut Household Survey



Nunavummiut by Type of Dwelling Lived In



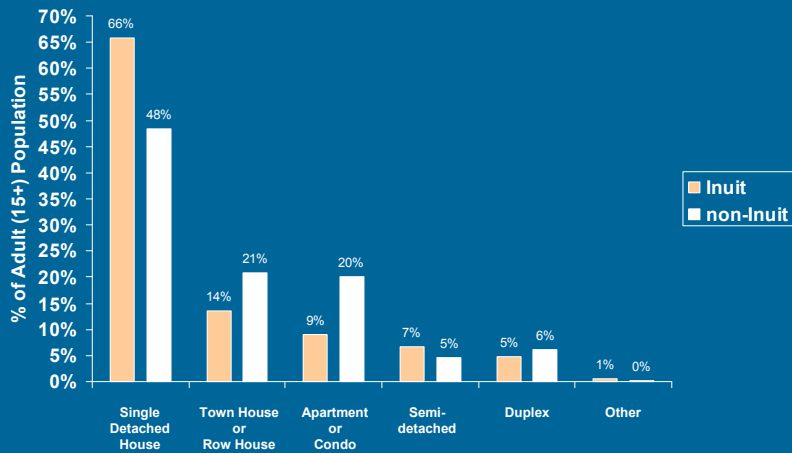
9

source: 2001 Nunavut Household Survey



Most Inuit Live In Single Detached Houses; A Smaller Percentage of Non-Inuit Do

(Adult Nunavummiut, both Inuit and non-Inuit)

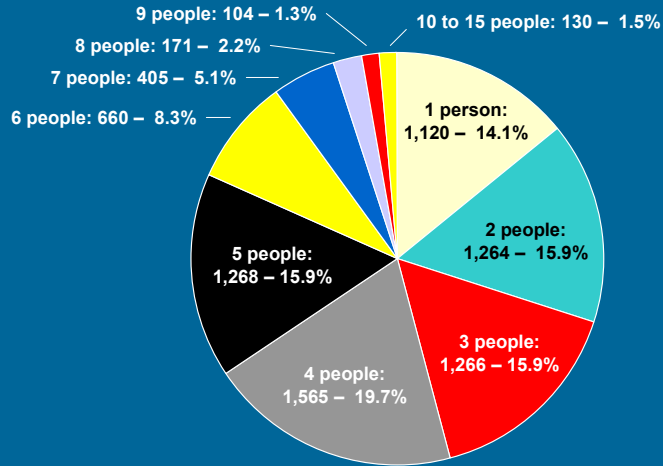


10

source: 2001 Nunavut Household Survey



Dwellings by Number of Persons Inhabiting

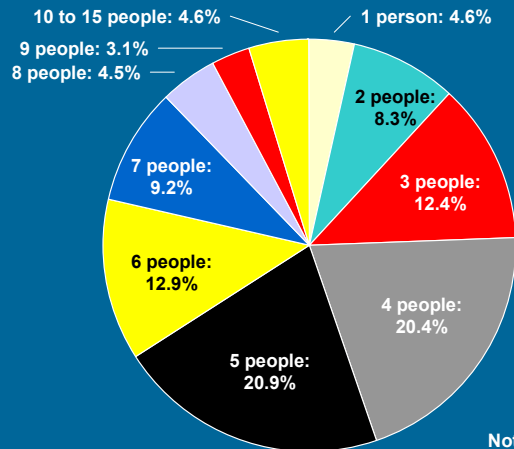


11

source: 2001 Nunavut Household Survey



Nunavummiut by Number of Persons Residing in the Dwelling They Inhabit



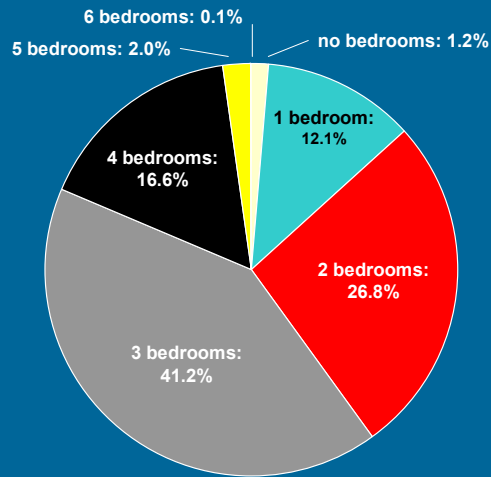
Note: All Nunavummiut

12

source: 2001 Nunavut Household Survey



Dwellings by Number of Bedrooms

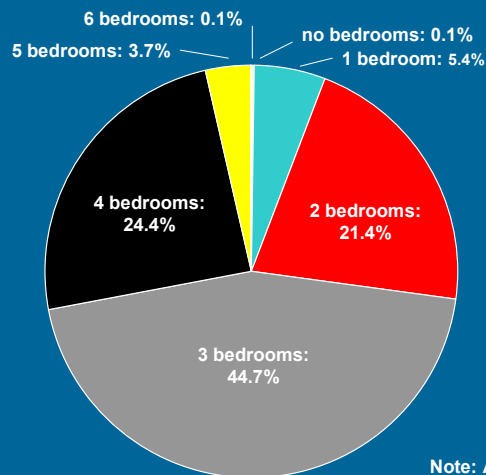


13

source: 2001 Nunavut Household Survey



Nunavummiut by Number of Bedrooms of the Dwelling They Inhabit



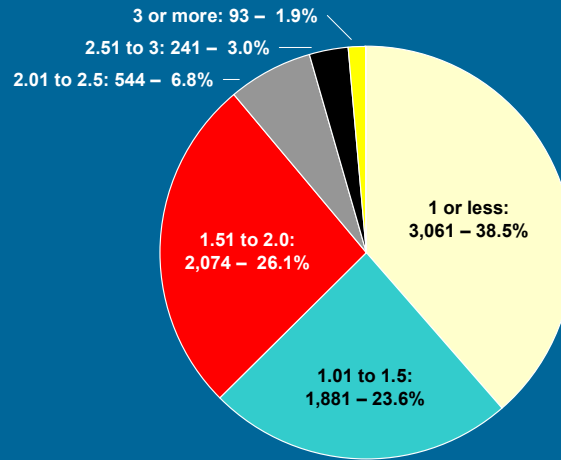
Note: All Nunavummiut

14

source: 2001 Nunavut Household Survey



Dwellings by Number of Persons per Bedroom

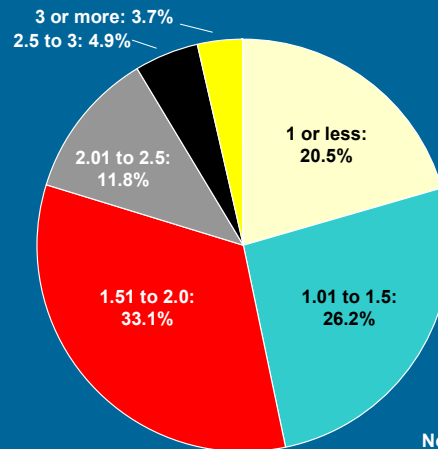


15

source: 2001 Nunavut Household Survey



Nunavummiut by Number of Persons per Bedroom of the Dwelling They Inhabit



Note: All Nunavummiut

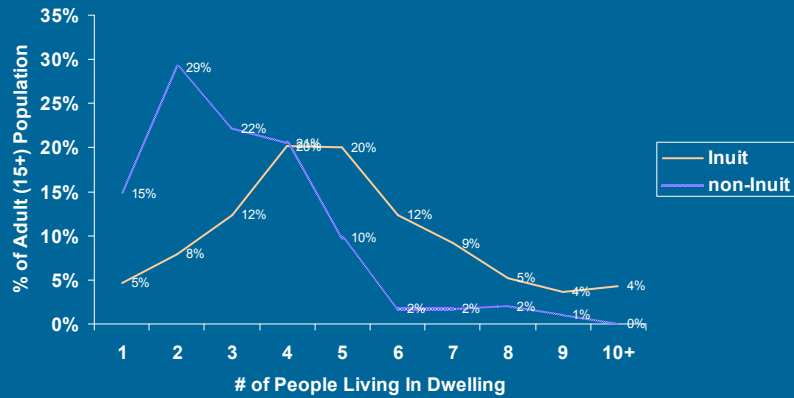
16

source: 2001 Nunavut Household Survey



More Than 50% of Inuit Live In Dwellings With 5 Or More Residents, More Than 50% of Non-Inuit In Dwellings With 3 Or Less Residents

(Adult Nunavummiut, both Inuit and non-Inuit)

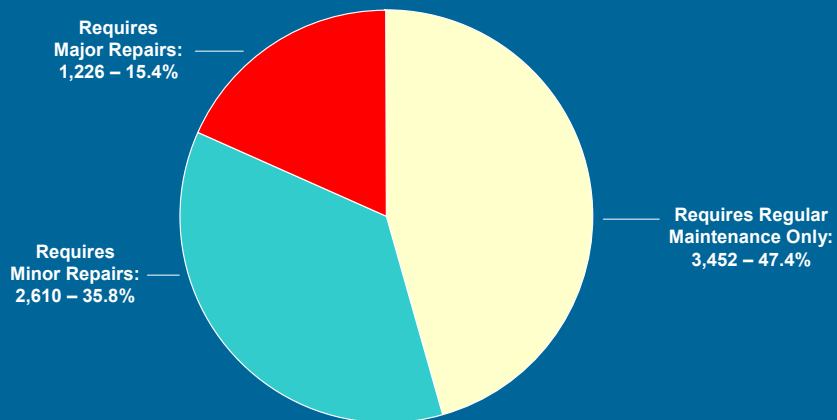


17

source: 2001 Nunavut Household Survey



Dwellings by Condition of Dwelling (As Reported by the Occupants)

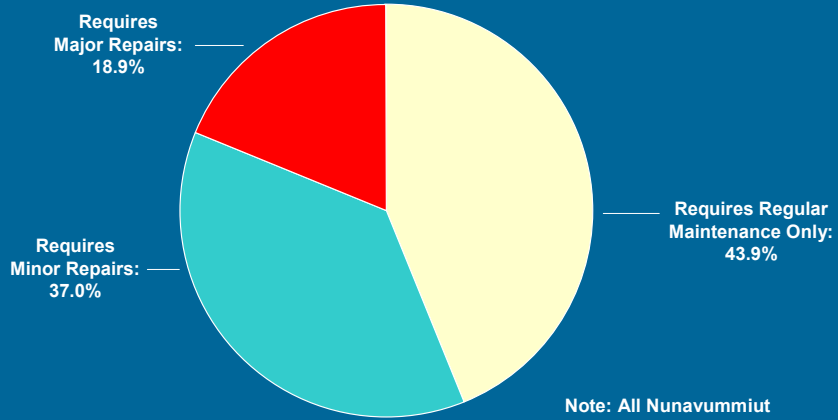


18

source: 2001 Nunavut Household Survey



Nunavummiut by Condition of the Dwelling They Inhabit (As Reported by the Occupants)

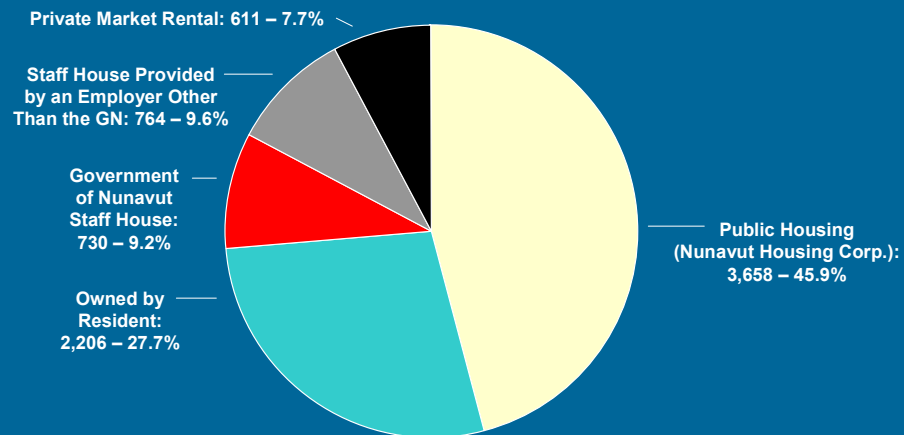


19

source: 2001 Nunavut Household Survey



Dwellings by Tenure

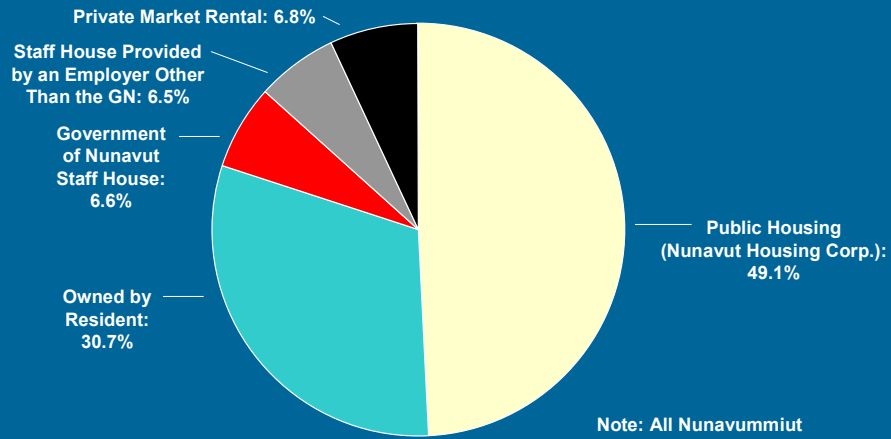


20

source: 2001 Nunavut Household Survey



Nunavummiut by Tenure of the Dwelling They Inhabit



21

source: 2001 Nunavut Household Survey



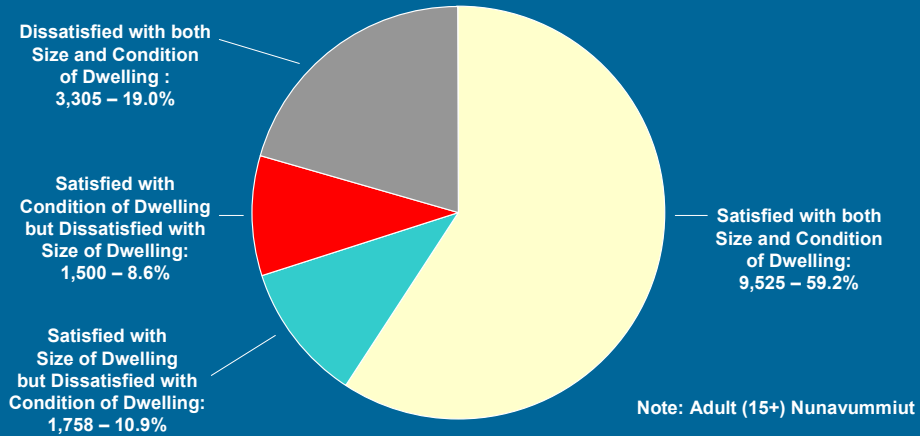
Overview of Presentation

- Introduction
- Overview of Nunavut's housing stock
- What Nunavummiut think about the dwellings they live in
- Demographic notes

22



Nunavummiut by Satisfaction with Size and Condition of Dwelling

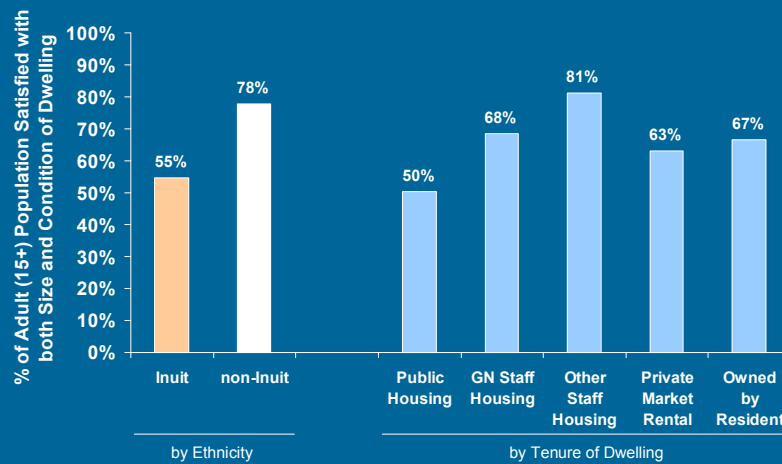


23

source: 2001 Nunavut Household Survey



Satisfaction of Nunavummiut with both Size and Condition of Dwelling, by Ethnicity and Ownership of Dwelling

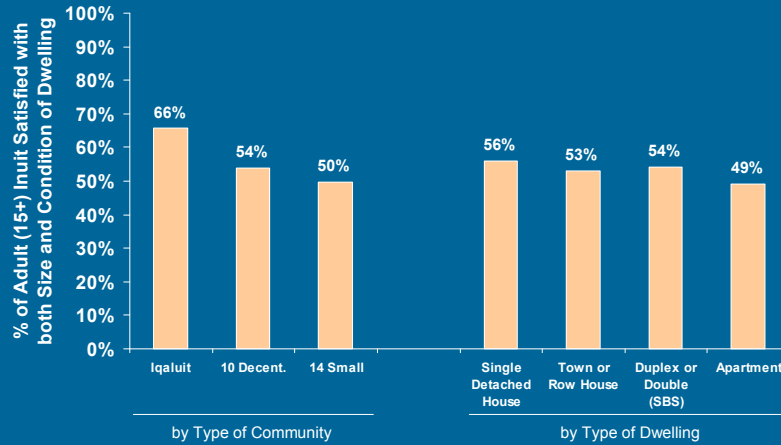


24

source: 2001 Nunavut Household Survey



Satisfaction of Inuit with both Size and Condition of Dwelling, by Type of Community and Type of Dwelling

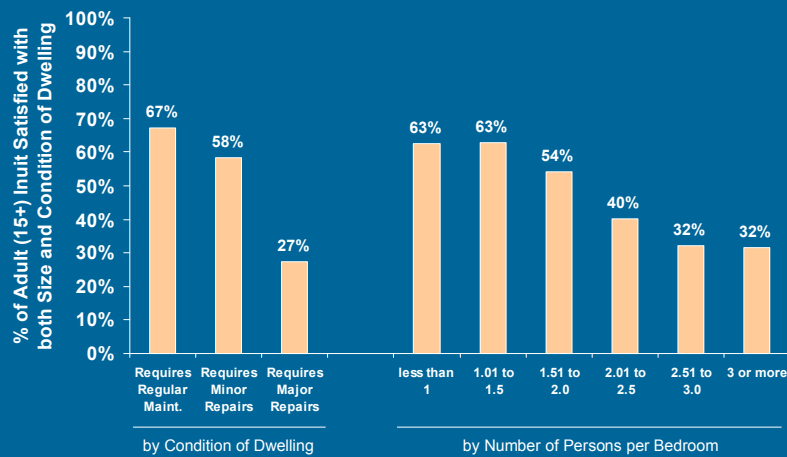


25

source: 2001 Nunavut Household Survey



Satisfaction of Inuit with both Size and Condition of Dwelling, by Condition of Dwelling and Number of Persons per Bedroom

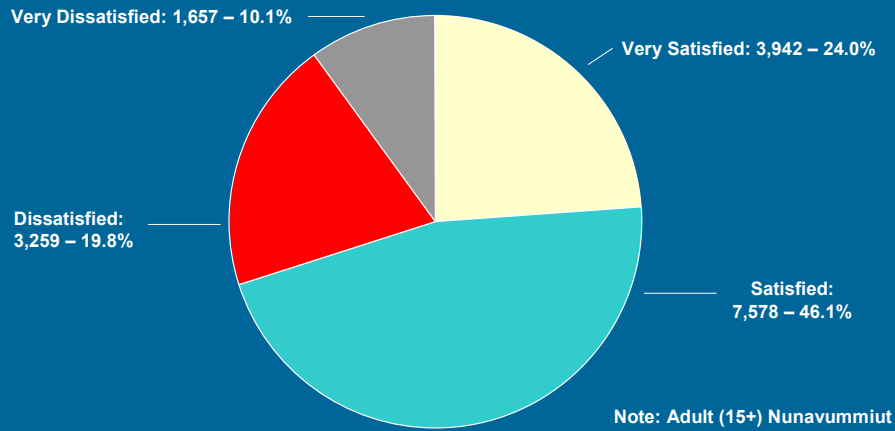


26

source: 2001 Nunavut Household Survey



Nunavummiut by Satisfaction with Size of Dwelling

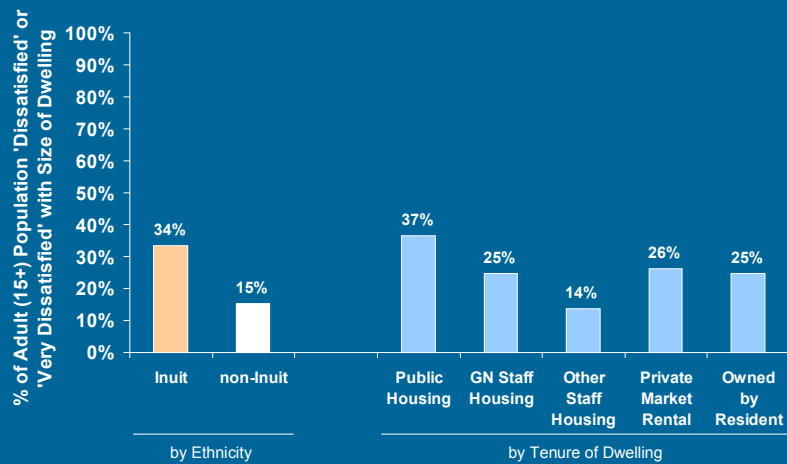


27

source: 2001 Nunavut Household Survey



Dissatisfaction of Nunavummiut with Size of Dwelling, by Ethnicity and Ownership of Dwelling

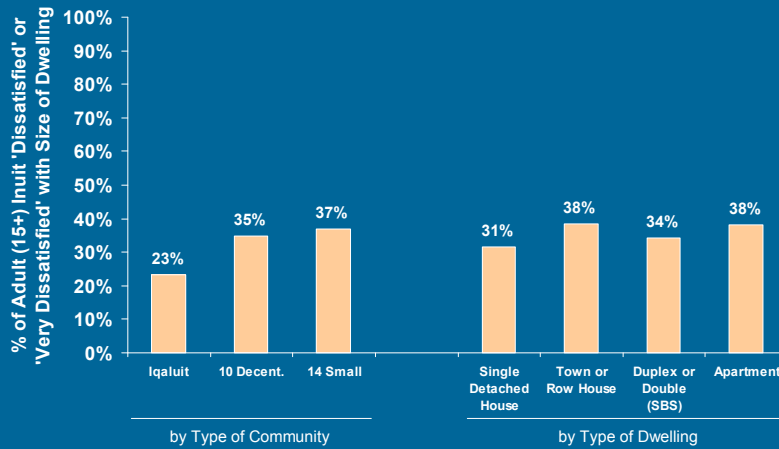


28

source: 2001 Nunavut Household Survey



Dissatisfaction of Inuit with Size of Dwelling, by Type of Community and Type of Dwelling

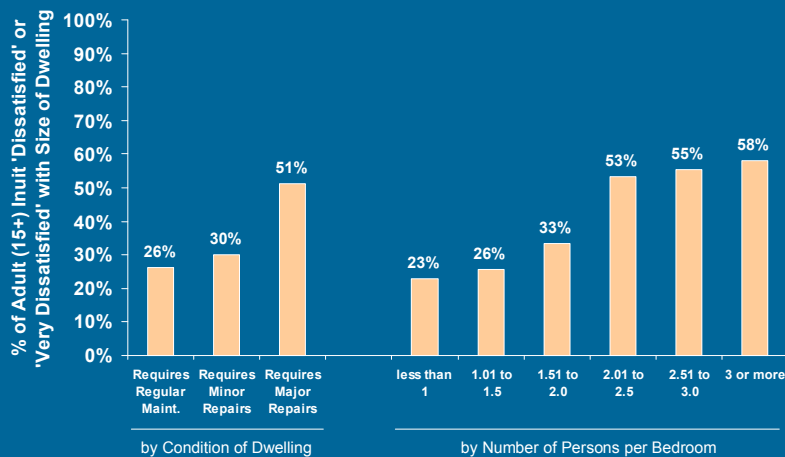


29

source: 2001 Nunavut Household Survey



Dissatisfaction of Inuit with Size of Dwelling, by Condition of Dwelling and Number of Persons per Bedroom

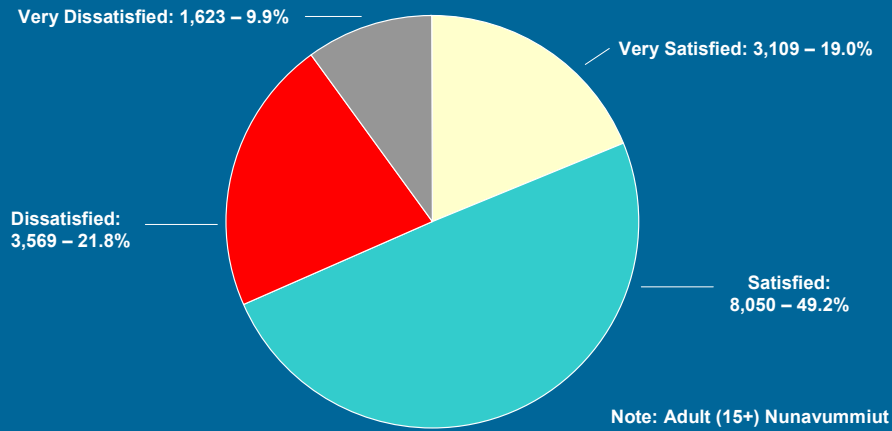


30

source: 2001 Nunavut Household Survey



Nunavummiut by Satisfaction with Condition of Dwelling

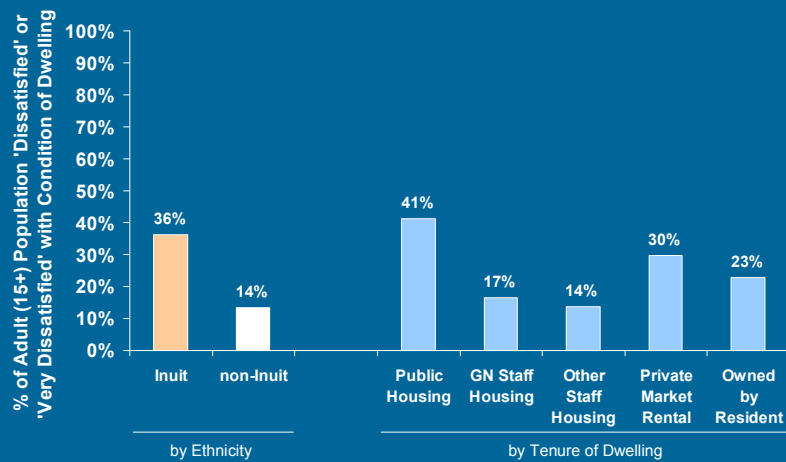


31

source: 2001 Nunavut Household Survey



Dissatisfaction of Nunavummiut with Condition of Dwelling, by Ethnicity and Ownership of Dwelling

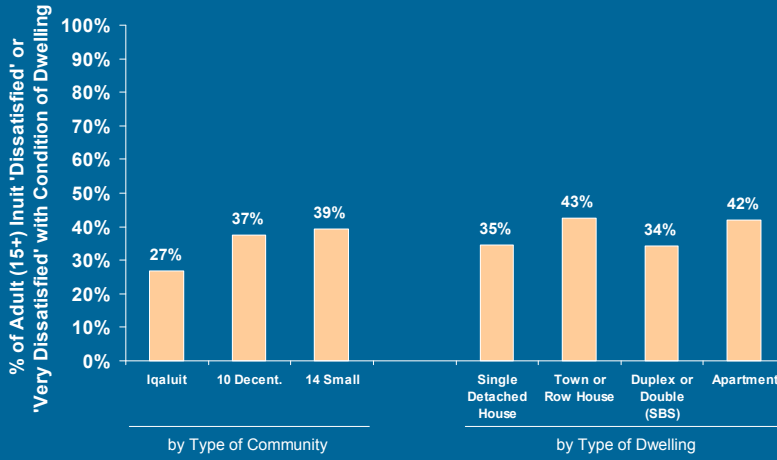


32

source: 2001 Nunavut Household Survey



Dissatisfaction of Inuit with Condition of Dwelling, by Type of Community and Type of Dwelling

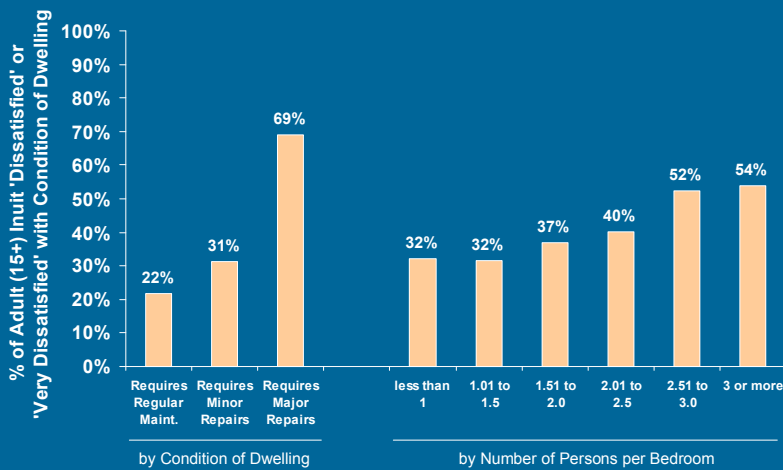


33

source: 2001 Nunavut Household Survey



Dissatisfaction of Inuit with Condition of Dwelling, by Condition of Dwelling and Number of Persons per Bedroom



34

source: 2001 Nunavut Household Survey



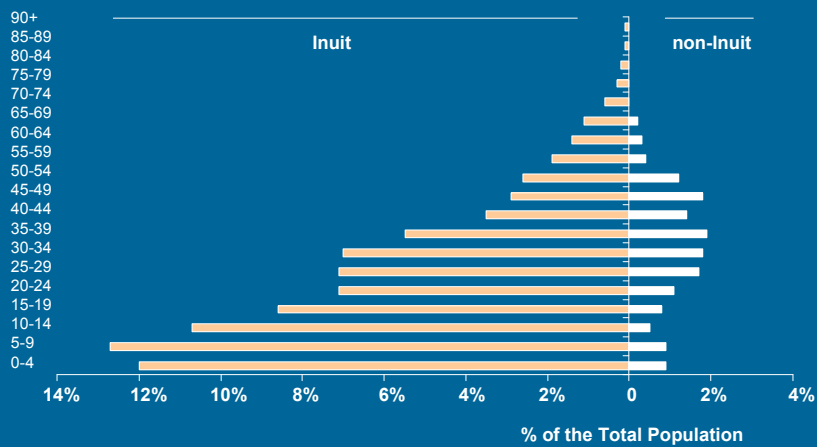
Overview of Presentation

- Introduction
- Overview of Nunavut's housing stock
- What Nunavummiut think about the dwellings they live in
- Demographic notes

35



The Age/Ethnicity Structure of Nunavut's Population is Unique

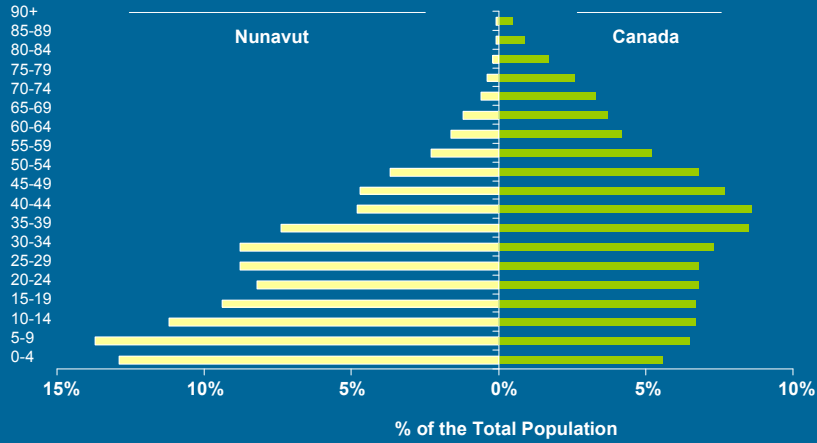


36

source: Nunavummit Kiglisiniartiit – based on 1996 Census data



Nunavut's Age Structure is Quite Different from that of Canada

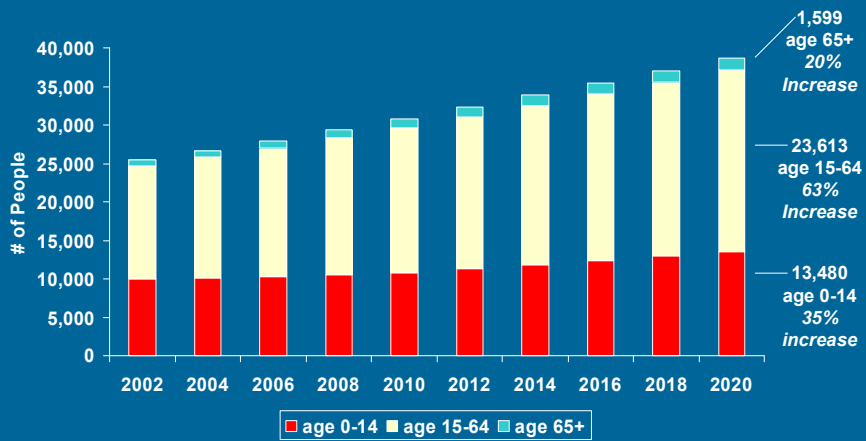


37

source: Nunavummit Kiglisiniartiit, Statistics Canada – based on 1996 Census data



... and Rapid Population Growth



38

source: Nunavummit Kiglisiniartiit



Younger Inuit Are Increasingly Willing To Relocate To Obtain Employment

